

## Magnum's V-1/S-1 Radar Location & Integration Install.

Here's the "package" for radar location.



Don't forget your update cable. They do issue updates and if you don't have this you can't do them yourself, instead you would need to ship the unit back to them for the update.



Copyright © Magnum 2005.

Disclaimer: This information is presented with no liability or guarantee expressed or implied, work at your own risk.

Let's get started. I had the best luck first removing the panel that houses the phone mic, sunroof opener and UDGO [garage door opener]. Simply start from the front of the panel.




Next remove the overhead light, you can do this by simply pushing in the silver clips and dropping it down.




Copyright © Magnum 2005.

Disclaimer: This information is presented with no liability or guarantee expressed or implied, work at your own risk.

I ran the Stealth One cable as illustrated in this pic.



Now that the cable is ran across the headliner and down the A-pillar you need to find and tap the I-Bus wire located behind the glove box.



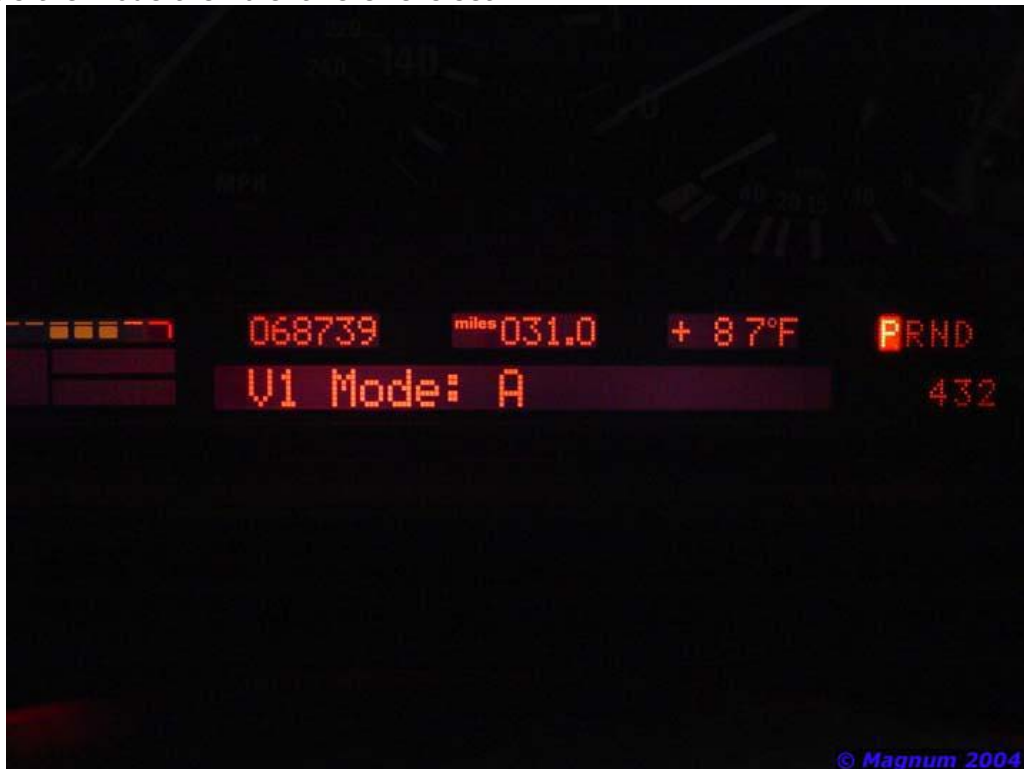
Copyright © Magnum 2005.

Disclaimer: This information is presented with no liability or guarantee expressed or implied, work at your own risk.

Upon start up of the car you'll now see this.



Here's the mode the Valentine One is set in.



Copyright © Magnum 2005.

Disclaimer: This information is presented with no liability or guarantee expressed or implied, work at your own risk.

Here's you can program the Stealth One for your particular BMW model.



Scrolling through the programming.



Copyright © Magnum 2005.

Disclaimer: This information is presented with no liability or guarantee expressed or implied, work at your own risk.

Here you can chose how you want the arrows to be displayed.



Now that I know this works I closed everything up.



Copyright © Magnum 2005.

Disclaimer: This information is presented with no liability or guarantee expressed or implied, work at your own risk.

And mounted the V-1 up to the left of the mirror. It really hides nicely up there and it is really nice to be able to look directly at your MID for the V-1's radar location information.



Copyright © Magnum 2005.

Disclaimer: This information is presented with no liability or guarantee expressed or implied, work at your own risk.